



# SBM Jaw Crusher




What we do today is to ensure the future of our  
group with youth and spirit forever and ever.

- SBM




## The most professional Jaw Crusher in China



Based on years' experience and technology development, SBM jaw crusher series are of 14 different models, which can meet most crushing requirements in primary and secondary crushing. Flexibility discharge opening setting of jaw crusher allows higher degree match with relative equipment. SBM jaw crusher is easy to install, debug and maintenance, the continuous improvement and refinement has made it the preferred jaw crusher among professionals and customers. Every feature of SBM jaw crusher has been carefully designed to provide superior quality and performance. It is widely used in fields of mining, metallurgical, construction, smelting, hydraulic and chemical industries, etc.

### SBM Jaw Crusher Overview

One of the most popular stone-crushing equipments in the world, Jaw Crusher is ideally suitable for primary and secondary crushing. The highest anti-pressure strength of crushed material is 320Mpa. Our design and production are of high position both at home and abroad. One of our main products, Jaw Crusher is designed by our engineers with large reduction ratio, even granularity, simple structure, reliable operation, convenient maintenance, low cost, Jaw Crusher is widely used in mining, metallurgy, construction, highway, railroad, and chemistry industries.



World-class craftsmanship and materials



World-class design

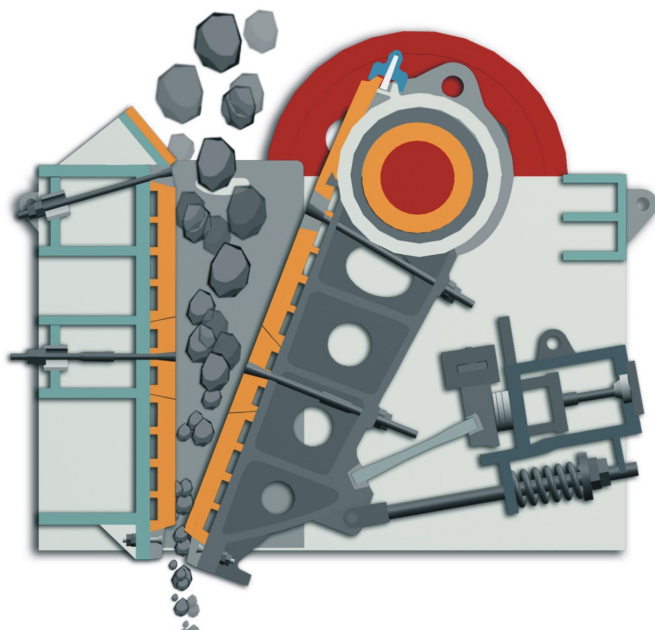
## Jaw crusher Main Features and Benefits

- 1) High reliability
- 2) Flexible capacity
- 3) Simple structure and easy to operate
- 4) Over-loading protection
- 5) Easy replacement of wear and spare parts
- 6) Long service time
- 7) High efficiency
- 8) Wide ranges of choices

## Jaw crusher Technical Data

Model	Feed inlet	Max inlet size	Max outlet size	Capacity	Electric power	Weight	Overall size LxWxH
	(mm)	(mm)	(mm)	(t/h)	(kw)	(t)	(mm)
PE-500×750	500×750	425	50-100	45-80	55	10.1	1892×2054×1853
PE-600×900	600×900	500	65-160	70-120	55-75	15.5	2520×1840×2303
PE-750×1060	750×1060	630	80-140	130-260	110	28	2620×2302×3110
PE-900×1200	900×1200	750	95-165	220-380	110-132	50	3789×2826×3025
PE-1000×1200	1000×1200	850	195-265	230-380	132	57	3889×2826×3025
PE-1200×1500	1200×1500	1020	150-300	400-800	160-220	100.9	4200×3750×3820
PEX-300×1300	300×1300	250	25-105	20-90	55-75	11	1777×2330×1740





## How Jaw Crusher works

Jaw crusher reduces large size rocks or ore by compressing, a fixed jaw, mounted in a "V" alignment is the stationary breaking surface, while the moveable jaw plate exerts force on the rock by compressing it against the fixed jaw plate. The space at bottom of the "V", aligned jaw plate , is the output size gap, or the maximum size of the crushed product.

Due to the features of simple structure, reliable performance, convenient maintenance and safe use, our jaw crushers of various models are widely used in the crushing operation in metallurgy, mining, building materials, chemical industries and cement enterprises.

## Sales Hot-Line

International Dept.1: Tel: 0086-21-58383098

International Dept.2: Tel: 0086-21-58383028

International Dept.3: Tel: 0086-21-58383058

International Dept.4: Tel: 0086-21-58383003

International Dept.5: Tel: 0086-21-58383022

## E-mail & Fax

E-mail: [sbm@unisbm.com](mailto:sbm@unisbm.com)

Fax: 0086-21-58383058

## Office Address & Zip

Add : No.416 Jianye Road, South Jinqiao Area, Pudong, Shanghai, China

Zip / Postal Code : 201201